

Milford  
Waterfront

♦ **ACTIVITY**  
**BOOK** ♦



The Waterway




Milford Waterfront

# DISCOVER COAST & CLEDDAU MAZE

Can you get our boat Discovery to the puffins  
on Skomer Island?



Start here!



**DID YOU KNOW?**

Puffins are experts at flying and can flap their wings up to 400 times per minute and can reach speeds up to 40 miles per hour!



**DID YOU KNOW?**

Puffins make **Skomer Island** their home from April to nest. The best time to see them is mid June and July! Our **boat trips** give you the perfect experience to watch these spectacular birds up close with plenty of wildlife to see along the way!



# Milford Waterfront ARTS & CRAFTS SHARK

Follow the directions below to make your own shark!

## WHAT YOU'LL NEED:

- Toilet Paper Cardboard Tube
- Grey Paint, Pen or Paper
- Black Pen or Googly Eyes
- Glue or Glue Stick
- Scissors

**DID YOU KNOW?**  
Many sharks have layered teeth! Both upper and lower jaws can have 2 - 3 layers of teeth and some can even have up to 15 layers!

## STEP 3:

### Cut out your shark's teeth!

- Whilst you wait for your tube to dry, make your shark's sharp teeth by cutting out our templates below...you can use as many as you like!



**Make sure you ask a parent or adult for help!**

## STEP 1:

### Cut the toilet paper tube!

- You want to cut two triangles at the same end of the tube to create your sharks mouth.
- **Don't** throw away the triangles as you'll need them!



## STEP 2:

### Turn your toilet tube grey!

- You can either paint the toilet paper tube grey (mix white and black paint if you don't have grey), colour in the tube with a grey felt tip or use grey paper like us!
- Don't forget the triangles too
- Paint on something you don't mind getting messy

## STEP 4:


### Put it all together!

- Use a glue stick or glue to stick your teeth onto the tube, glue the triangles to make the shark fin and tail and glue on the googly eyes (Use a black pen if you don't have any googly eyes!)
- Use your black pen to draw on some gills!



## DID YOU KNOW?

In 2018, a fisherman caught a Thresher Shark which was 12 ft 8 off the coast of **Milford Haven!** It's thought to be the biggest of its kind to be caught in Welsh waters.

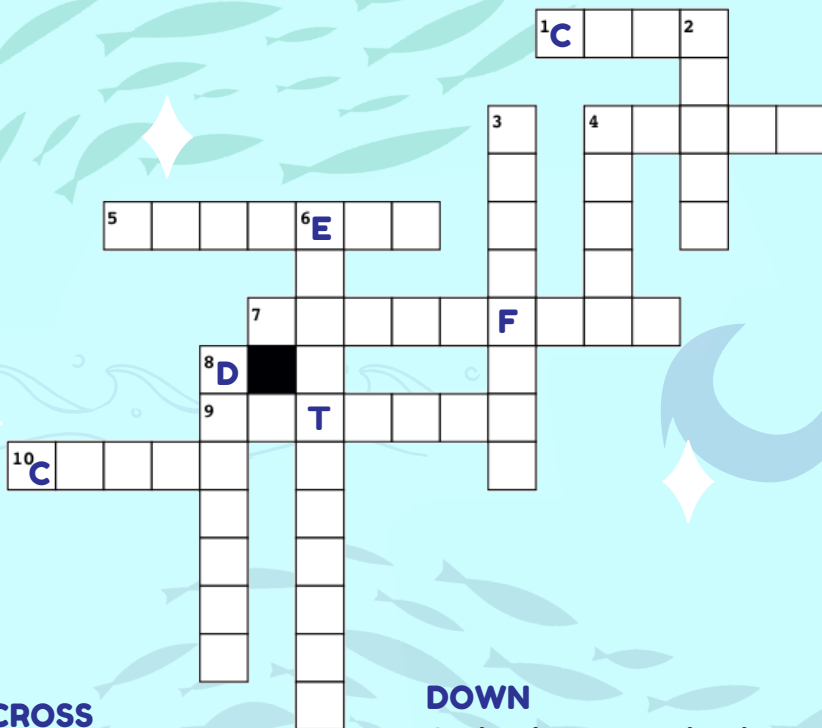


Share your creations with us by tagging @MilfordWaterfront

# Milford Waterfront

## OCEAN CROSSWORD

Use the clues below to fill in the crossword!



### ACROSS

1. Walks sideways
4. The biggest mammal in the sea
5. Slimy and slippery
7. We might sound yummy but don't eat us... we sting!
9. Tentacles... I have 8
10. You can find me at any reef, also a girl's name

### DOWN

2. The place to go when it's sunny and hot
3. I don't move much and I usually have 5 legs
4. You'll find me in the sea, surfers love to catch me
6. Be careful not to touch, I can give you a shock!
8. Loves to jump out the water and lives in schools



Milford Waterfront

# THE WATERWAY WORDSEARCH

Can you find all the words?

U	T	U	A	F	O	D	H	W	U	R	P	P	Y	N
S	D	P	E	E	E	W	S	H	S	A	X	P	P	I
B	V	E	U	E	E	S	I	A	R	N	T	S	A	H
Y	R	H	W	F	S	S	F	L	S	A	N	D	V	P
R	B	A	A	H	F	C	I	E	L	U	C	Q	R	L
Y	E	A	E	K	W	I	S	O	P	D	U	E	E	O
S	A	L	R	O	P	V	N	G	P	L	A	E	S	D
L	L	P	C	C	E	S	S	F	X	R	U	Z	A	P
S	R	C	H	V	V	D	Y	X	T	H	O	S	A	H
L	O	B	S	T	E	R	G	K	I	J	F	P	H	Q

CRAB

PORPOISE

SEAL

DOLPHIN

PUFFIN

SEAWEED

FISH

REEF

SHELL

LOBSTER

SAND

WHALE

# Milford Waterfront


## UNDER THE SEA COMPETITION!

Get creative and draw what would be in your ocean for a chance to win a sweet prize!

Name: \_\_\_\_\_

Age: \_\_\_\_\_

School: \_\_\_\_\_



To enter, take a photo of your ocean and send it to [info@milfordwaterfront.co.uk](mailto:info@milfordwaterfront.co.uk) by 5pm on Monday 18th May. A winner will be drawn at random and we will announce the winner on Tuesday 19th May! **GOOD LUCK!**